

# **FAFSA for the Class of 2024**

**Complete as soon as the FAFSA opens**

# What is the FAFSA?

FAFSA stands for Free Application for Federal Student Aid. Most students planning to attend college (whether a 2 or 4 year or technical institution) should complete the FAFSA. FAFSA opens in late December this year. In order to receive the maximum amount of financial aid, it is recommended you apply as soon as possible, but no later than February 1.

# Create an FSA ID

Each student needs to create an FSA ID as a safety measure for your identity. This will be your login and electronic signature for the FAFSA.

*Make sure you use a **personal email** and NOT your school email for all FAFSA and college applications.*

[Link Here to the Step by Step Directions for Creating the FSA ID](#) - once you complete your FSA ID you will need to wait for it to be confirmed before moving on to Slide 6 - this may take up to 5 days.

# What do you need?

You will need your social security number and basic information. You will also need your parents' social security numbers and their email addresses. If you did not file taxes in 2022 but had a job, you should also have your 2022 W2s.

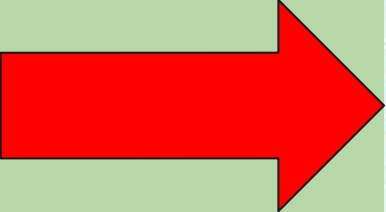
If you are a DACA student or an independent student (meaning you do not have contact with your parents), see Mrs. Neighbors before you begin.

# Go to [fafsa.gov](https://fafsa.gov)

Make sure you are on the correct website. If you go to the wrong website, scammers will charge you for filling out your FAFSA. Never pay for this. It is a free service so make sure you are on the correct website.

# Click on “Start a New Form”

Verify you are filling out a form for the year you will be attending college so for you it will be **2024-25**.



FederalStudentAid

FAFSA — Loans & Grants — Repayment — Loan Forgiveness —

Log In | Create Account

## Get Money to Pay for School

Use the Free Application for Federal Student Aid (FAFSA®) form to apply for financial aid for college or graduate school.

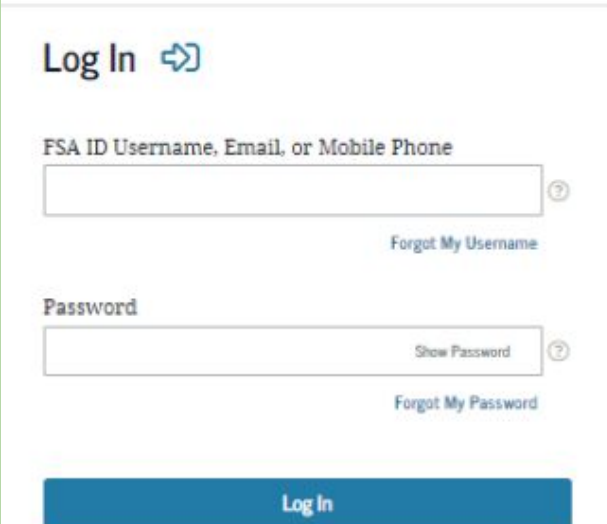
### 2024-25 FAFSA Form

[Start a New Form](#) [Edit Existing Form](#)

Need to access last year's form? [Start or Edit a 2023-24 Form](#)

**FAFSA®**  
form

# Log In Using your FSA ID

A screenshot of the FSA ID login interface. At the top, it says "Log In" with a blue double-headed arrow icon. Below this is a text input field labeled "FSA ID Username, Email, or Mobile Phone" with a question mark icon to its right. Underneath the field is a link that says "Forgot My Username". The next section is for the "Password", with a text input field and a "Show Password" link and question mark icon to its right. Below the password field is a link that says "Forgot My Password". At the bottom of the form is a large blue button labeled "Log In".

Log In ⇄

FSA ID Username, Email, or Mobile Phone

[Forgot My Username](#)

Password

[Show Password](#)

[Forgot My Password](#)

[Log In](#)

If you have not already created an FSA ID then go back to slide 3 and follow the link to those instructions.

# Start Your FAFSA:

Remember that the FAFSA belongs to you so you should fill out your section and then invite your parent(s) to contribute and they will fill out that section.

Select “Student”  
Then click  
“Continue”



The screenshot shows the FAFSA 2024-25 welcome page. At the top, it says "FAFSA FORM 2024-25". Below that is a banner with hot air balloons and the text "Welcome, Raya, to the FAFSA Form". Underneath the banner is a section titled "I am starting the FAFSA form as a" with two options: "Student" (selected with a blue radio button and a graduation cap icon) and "Parent" (unselected with a grey radio button and a family icon). At the bottom of the page are two buttons: "Previous" and "Continue".

**Step 1** (indicated by a red arrow) points to the "Student" selection option.

**Step 2** (indicated by a red arrow) points to the "Continue" button.




# Watch & Read the Onboarding Info:

## Understanding the FAFSA® Form

1 of 4

### What is the FAFSA® form?

Use the *Free Application for Federal Student Aid (FAFSA®)* form to apply for grants, scholarships, work-study funds, and loans for college or graduate school.



#1 Watch the video

## Understanding the FAFSA® Form

2 of 4

### Contributors to the FAFSA® Form



#### Parents or Spouses

Your answers on the FAFSA form will determine if any contributors need to be identified. These contributors will complete their own sections of the form and are asked to provide personal and financial information, but will not become financially responsible for your education.



#### How to Invite

Contributors will need to log in with their own FSA ID to provide their information. To invite a contributor to your FAFSA form, you'll need to provide their name, date of birth, Social Security number, and email address.

Information or Documents You May Need

You might need the following information or documents as you fill out the FAFSA form:

- Tax returns
- Records of child support received
- Current balances of cash, savings, and checking accounts
- Net worth of investments, businesses, and farms

#2 Learn how to invite contributors and what info you need

## Understanding the FAFSA® Form

3 of 4

### What To Expect

How long will this take? 1 hour

Every contributor must provide consent for you to be eligible for federal student aid. With your consent, we can obtain your federal tax information automatically from the IRS to help you complete the FAFSA® form. You can save the form and return to it later if you need more time.

#3 Timing & Consent

## Understanding the FAFSA® Form

4 of 4

### After Submitting the FAFSA® Form

After submission, you'll need to check on the status of your form and make corrections, if required.

→ Your form will be processed in 1–3 days.

→ You'll receive a FAFSA Submission Summary. It will include the Student Aid Index (SAI), a number used to determine federal student aid eligibility.

→ Schools will use your SAI to create your financial aid offer that explains the types and amounts of aid they are offering you. Most schools will wait to send you an aid offer only after they accept you for admission.

#4 How to get results

# To start you will be verifying your personal identity information

Because your FAFSA is automatically linked to your FSA ID - as long as you filled out the FSA ID information correctly this will be filled in for you but you need to verify it is all correct.

## Student Identity Information

Review the information below and verify that it's correct before moving forward.

1. Verify this is your (the student's) name
2. Verify your birth date
3. Verify your Social Security number
4. Verify your cell number
5. Verify your address
6. Verify your state of legal residence (Missouri) and when you began living in the state (so either since your birthdate if born in MO or when you last moved to Missouri).

# You must provide consent for Federal Aid:

Read through the consent paperwork and the frequently asked questions. If you decline the consent, you will not be eligible for federal student aid. If you have questions about see Mrs. Neighbors.

**Provide Consent or Be Ineligible for Federal Student Aid**

**Summary**

Your consent is needed to retrieve and disclose federal tax information (FTI). With your consent, we can obtain tax return information automatically from the IRS to help you complete the FAFSA\* form. If you don't provide consent, you will not be eligible for federal student aid, including grants and loans. You must provide consent even if you didn't file a U.S. federal tax return or any tax return at all.

→ Get your 2022 tax return information for the 2024-25 FAFSA form → Tax return information is required to complete the FAFSA form

→ FTI is used to determine your eligibility for federal student aid.

Under penalty of law, I certify that I am the individual associated with the FSA ID log-in credentials used to access the FAFSA form to provide the necessary approval and consent for the disclosure and use of my federal tax information (FTI) from the U.S. Department of the Treasury. By accepting below, I approve and consent to:

- The U.S. Department of Education to disclose my Social Security number, last name, and date of birth to the U.S. Department of the Treasury in order to obtain my FTI only for the purpose of determining the eligibility for, and the amount of, federal student aid for myself or of others for which I participated and shared my FTI by a program authorized under subpart 1 of Part A, Part C or Part D of Title IV of the Higher Education Act of 1965, as amended.
- The use of my FTI by U.S. Department of Education officials and contractors (as defined in 26 U.S.C. § 6102(a)(13)), only for the purpose of determining the eligibility for, and amount of, federal student aid for myself or of others for which I participated and shared my FTI by a program authorized under Title IV of the Higher Education Act of 1965, as amended.
- The U.S. Department of Education to redisclose my FTI received from the U.S. Department of the Treasury, pursuant to 26 U.S.C. 6020(a)(13)(B)(iii), which includes:
  - institutions of higher education participating in the federal student aid programs authorized under the Higher Education Act of 1965, as amended;
  - state higher education agencies; and
  - scholarship organizations designated prior to Dec. 31, 2019, by the Secretary of Education.
- The use of my FTI for the application, award, and administration of student aid awarded by the federal government, institutions of higher education, state higher education agencies, and designated scholarship organizations.
- The redisclosure of my FTI to any future 2024-25 FAFSA forms for which I elect to participate (e.g., if I elect to participate in my child's FAFSA form or to complete my own FAFSA form after participating in another FAFSA form), my FTI will be redisclosed to these additional applications upon my affirmation to participate. I understand that I may decline an invitation to participate, which will prevent the transfer of my FTI to that FAFSA form.

By approving and consenting, I further understand:

- My approval and consent are a condition of my eligibility or of others for which I have participated and shared my FTI for federal student aid, even if I did not file a U.S. federal tax return.
- FTI received from the U.S. Department of Treasury will supersede any manually entered financial or income information on the FAFSA form.
- The U.S. Department of Education may request updated tax information from the U.S. Department of Treasury once consent is provided. If FTI has changed (e.g., amended tax return filed with revised FTI), then eligibility for and amounts of federal, state, and institutional financial aid may change.
- If I do not approve and consent to the disclosure of my FTI, the U.S. Department of Education will be unable to calculate my eligibility for federal student aid or the eligibility of others who have requested that I share my FTI on their FAFSA form.
- I am permitted to revoke my approval and consent for the disclosure and use of my FTI, as outlined herein, at [StudentsAid.gov](https://StudentsAid.gov). However, by revoking such approval and consent, neither I nor other applicants for which I participated and shared my FTI will be eligible for future federal student aid and/or other financial aid program that uses FTI to make determinations for eligibility of aid awarded by an institution of higher education, state higher education agency, or other designated scholarship organization.

**Frequently Asked Questions**

Who should provide consent? ☐

If I'm married and didn't file a joint tax return with my current spouse, does my spouse have to provide consent for you to access their tax information? ☐

What happens after I provide consent? ☐

What happens if I revoke consent? ☐

What happens if I decline consent? ☐

Select "Approve" to consent to using your tax information to determine your eligibility for federal student aid. If you select "Decline," you will not be eligible for federal student aid.



Pay close attention to the navigation bar at the top of each page to know which section you are completing and to track your progress through the FAFSA. The first section will be your Personal Circumstances.

Navigation Bar

## Your Personal Circumstances

Tell us about your marital status; your financial dependencies; your plans for college; and any other special circumstances that may impact your aid eligibility (including if you've been homeless or at risk of becoming so).

- This information can affect how much aid you're eligible to receive.
- Based on your answers, we may need to collect additional information from other people.



Previous

Continue

1 Personal Circumstances 2 Demographics 3 Financials 4 Colleges 5 Signature

### Student Marital Status

☒ Single (Never Married)

☐ Married (not Separated)

### Student College or Career School Plans

When the student begins the 2024–25 school year, what will their college grade level be?

☒ First Year (freshman)

☐ Second Year (sophomore)

☐ Other undergraduate (junior or senior)

☐ College graduate, professional, or beyond (MBA, M.D., Ph.D., etc.)


When the student begins the 2024–25 school year, will they have their first bachelor's degree?

☐ Yes

☒ No

1 Personal Circumstances 2 Demographics 3 Financials 4 Colleges 5 Signature

### Student Dependency Status



#### Dependent Student

Based on your answers, you're a dependent student, and since we assume parents of dependent students will help pay for your education if they are able, we need information about their finances and backgrounds. This information is used to determine how much financial aid you're eligible to receive.

### Apply for a Direct Unsubsidized Loan Only

Are the student's parents unwilling to provide their information, but the student doesn't have an unusual circumstance that prevents them from contacting or obtaining their parents' information?

Select "Yes" if the student wants a financial aid administrator at their school to determine their eligibility for a Direct Unsubsidized Loan only.

☐ Yes ☒ No

[Previous](#) [Continue](#)

Unless you qualify for an unusual circumstance, you must provide parent information in order to be eligible for grants and subsidized loans. So you will mark "No" to be eligible.

To continue you will need the Social Security Number(s) and email address(es) of your parent(s) to continue.

1 Personal Circumstances 2 Demographics 3 Financials 4 Colleges 5 Signature

### Invite Parents to your FAFSA® Form



#### You will need to provide information for your parents

Based on your answers in the previous section, you'll need to provide information about both of your parents on your FAFSA form. You can make your family members log in to your form to help you complete all required sections.

Enter names of parents, identified on the prior page, and we'll send electronic requests on your behalf.

Please make sure to provide information that your parents would use to login to StudentAid.gov.



Parent



Parent Spouse

Social Security Number (SSN)

[Hide](#) ⓘ

☐ My parent doesn't have a SSN

Email Address

Confirm Email Address

[Invite Parent](#)

[Continue](#)

**Answer ALL questions in each section (Some screenshots are provided but there are not screenshots of every section - make sure you answer the sections not included here in this demo.)**

**Student Demographics**

We'll ask questions about you and your parent(s). Some of these questions will help determine how much federal student aid you may be eligible to receive for school.



[Previous](#) [Continue](#)

1 **Personal Circumstances** 2 **Demographics** 3 **Financials** 4 **Colleges** 5 **Signature**

**Student High School Completion Status**

What will the student's high school completion status be at the beginning of the 2024–25 school year?

☒ High school diploma

☐ State-recognized high school equivalent (e.g., GED certificate)

☐ Homeschooled

☐ None of the above

[Previous](#) [Continue](#)

**Student  
Demographics:  
This section will  
include  
information  
regarding where  
you live and  
your high  
school/college  
preferences.**

The information circle icon next to each question or answer box gives hints so any time you don't know what to do just click the "i" icon.



# Search for Mehlville High School:

Enter Missouri and St Louis as the state & city for Mehlville High School and then confirm.

**Student High School Information**

From what high school did or will the student graduate? ⓘ

State

Missouri (MO)

City

St Louis

High School Name - optional

Mehlville High School

☒ Mehlville High School  
St Louis, Missouri (MO)

Personal Circumstances 1 Demographics 2 Financials 3 Colleges 4 Signature 5

**Confirm Your High School**

Take a look to verify that your high school information below is correct. Once you're ready, select "Continue" and we'll add this high school to your FAFSA.



**Student Finances:**  
If you filed taxes in 2022,  
then you will fill in your  
tax information. If you did  
not file taxes then you  
can fill in your W2  
information from your job.  
If you didn't have a job  
you can mark you did not  
earn income. You will also  
report your checking and  
saving account balances.

## Your Finances

The FAFSA form helps schools determine your ability to pay for college without financial aid, so we ask in this section if you receive any federal or state entitlement benefits and if you have any investments, real estates, or other assets.

[Previous](#)[Continue](#)

Personal Circumstances   Demographics   Financials   Colleges   Signature

### Student 2022 Tax Return Information

Refer to the student's 2022 tax return to answer the following questions.

Convert all currency to U.S. dollars.

Amount of College Grants, Scholarships, or AmeriCorps Benefits Reported as Income to the IRS (optional)

The student paid taxes on these grants, scholarships, or benefits. These usually apply to those renewing their FAFSA® form, not to first-time applicants.

\$  .00 ⓘ

Foreign Earned Income Exclusion

\$  .00

[Previous](#)[Continue](#)

### Student Assets

Current Total of Cash, Savings, and Checking Accounts

Don't include student financial aid

\$  .00

Current Net Worth of Businesses and Investment Farms

Enter the net worth of the student's businesses or for-profit agricultural operations. Net worth is the value of the businesses or farms minus any debts owed against them.

\$  .00

Current Net Worth of Investments, Including Real Estate

Don't include the home the student lives in. Net worth is the value of the investments minus any debts owed against them.

\$  .00

[Previous](#)[Continue](#)

**Select Colleges:  
Put in every college  
you have applied to  
as well as any  
colleges you may  
decide to apply for,  
including community  
and technical  
colleges. You can fill  
in up to 20 Colleges.**

Where should we send your FAFSA?

Search for the colleges to which you'd like to send your FAFSA information.

You can add up to 20 colleges to your FAFSA form.

0 of 20 Schools Selected View Selected Schools

Search by School Name Search by School Code

Name

City

California (CA)

School Name - search

Search

College Name	Federal School Code	Action
Rice University Burlington, California (CA)	809773	Select
Rhodes College Centerville, California (CA)	188235	Select
Smith College Lexington, California (CA)	592383	Select
Macalister College Madison, California (CA)	034402	Select
Wellesley College Springfield, California (CA)	F09983	Selected

Search and Select Schools

Previous 1 2 3 4 5 Next

Previous Continue

4 of 20 schools have been selected Search and Select Schools

For each college you will select whether or not you want to live on campus - if you are unsure select on campus so the college will know to give you the estimated cost of attendance with living on campus included. You can always change this if you decided not to live on campus.


College Name	Federal School Code	Location	View College Info
St Louis Community College	002469	St Louis, MO	View College Info
01	Housing Plan	With Parent	Remove
University of Missouri-St Louis	002519	St Louis, MO	View College Info
02	Housing Plan	On Campus	Remove

# Review Your FAFSA:

Make sure to double check your answers in each section.

Take a moment to review before signing

Expand the sections below to review and edit the information you've entered before you sign your portion of the form.



Student Sections Expand All

<input checked="" type="checkbox"/>	Introduction <b>Personal Identifiers</b>	
<input checked="" type="checkbox"/>	Section 1 <b>Personal Circumstances</b>	
<input checked="" type="checkbox"/>	Section 2 <b>Demographics</b>	
<input checked="" type="checkbox"/>	Section 3 <b>Financials</b>	
<input checked="" type="checkbox"/>	Section 4 <b>Colleges</b>	
<input type="checkbox"/>	Section 5 <b>Signature</b>	

# Sign & Submit:

When you complete all of the sections you will be able to sign and submit your part of the FAFSA.

Note: Even though you hit submit, if you are a dependent student your FAFSA is not complete until your parent(s)/contributor(s) complete the sections they are required to complete.

Personal Circumstances   Demographics   Financials   Colleges   Signature

### Sign and Complete Your Part

#### Summary

This page confirms you understand the terms and conditions of the FAFSA form, and that you have filled it out accurately to the best of your ability.

The FAFSA form is a legal document you will electronically sign with your FSA ID. Because this is associated with your personal information, do not share it with anyone.

By signing this application electronically using your FSA ID (username and password) and/or any other credential or by signing a signature page and mailing it to us, YOU, THE STUDENT, certify that you

- will use federal and/or state student financial aid only to pay the cost of attending an institution of higher education,
- are not in default on a federal student loan or have made satisfactory arrangements to repay it,
- do not owe money back on a federal student grant or have made satisfactory arrangements to repay it,
- will notify your school if you default on a federal student loan, and
- will not receive a Federal Pell Grant from more than one school for the same period of time.

By signing this application electronically using your username and password, and/or any other credential or by signing a signature page and mailing it to us, you certify that all of the information you provided is true and complete to the best of your knowledge and you agree, if asked to provide

- information that will verify the accuracy of your completed form, and
- U.S. or state income tax forms that you filed or are required to file.

You also certify that you understand that the secretary of education has the authority to verify information reported on your application with the Internal Revenue Service and other federal agencies.

If you sign this application or any document related to the federal student aid programs electronically using a username and password, and/or any other credential, you certify that you are the person identified by the username and password, and/or any other credential and have not disclosed that username and password, and/or any other credential to anyone else. If you purposely give false or misleading information, you may be fined up to \$20,000, sent to prison, or both.

### Sign Your FAFSA Form

☒ I, Raya Tran, agree to the terms outlined above

Cancel Submit

FAFSA® 1/309 2024-25 Student Raya Tran FAFSA Menu

## You're Almost There!

The Student Section is complete!

### Parent Contributors

#### Requirements for Dependent Students

Your FAFSA form is not complete until your parents complete the contributor section of the form and sign it. Once completed, your FAFSA form will be submitted for processing.

Parent Contributors	Date Request Sent	Status
Alcina Tran	07/13/2024	Complete
Travis Tran	07/13/2024	Complete

Track and Manage Your FAFSA Application and Your Contributors

This application has been added to My Activity in your StudentAid.gov account. Go there to:

- Review, edit, or cancel any FAFSA application information.
- Revise your household size, contact your schools.
- Start your state application to apply for state-based financial aid

View Status

# Contributor Invite Email

Your parent/contributors will receive an email which looks like something this:

The image shows a two-column email template for a 'Contributor Invite'. The left column has a dark blue header with the text 'Federal Student Aid' and 'Help Complete [StudentFirstName]'s Form'. Below this is a yellow warning triangle icon and a placeholder for the contributor's first name. The main body text explains that the student cannot be eligible for federal aid without the contributor's input and provides a link to the 'Free Application for Federal Student Aid (FAFSA)' form. It also states that providing information as a contributor does not make them financially responsible for the student's education costs, listing examples like federal Pell Grants, federal student loans, state financial aid, and school financial aid. A note mentions that forms are deleted after 45 days of inactivity. At the bottom, there is a 'Log In' button. The right column has a light blue header with the text 'Why You Were Invited' and a paragraph explaining that without the contributor's input, the student won't be eligible for federal student aid. Below this is a section titled 'Reasons To Finish Early' with two bullet points: 'States and schools have different deadlines for student aid. Check the "FAFSA Deadlines" page for more information.' and 'You may need extra time to make corrections after you submit.' At the bottom of the right column is a red section titled 'Can't find [StudentFirstName]'s Form?' with a link to 'Read [help topic title]'. The footer of the email contains social media icons, the address 'The email was sent by: Office of Federal Student Aid, U.S. Department of Education, 400 Maryland Ave., NE, Washington, DC 20002-4245', and a disclaimer: 'Please do not reply to this email. Messages sent to this email address are not monitored. If you need to contact us, please use the Question/Issue/Comment page. For more information, please contact us at 1-800-4FED-AID.'

Federal Student Aid

## Help Complete [StudentFirstName]'s Form

[Contributor First Name],

[StudentFirstName] ([StudentLastInitial]) can't be eligible for federal student aid without your input. Help them complete the [Free Application for Federal Student Aid \(FAFSA\)](#) form.

**Providing information as a contributor does not make you financially responsible for [StudentFirstName]'s education costs.** Completing the FAFSA form is how they qualify for student aid including

- Federal Pell Grants,
- federal student loans,
- state financial aid, and
- school financial aid.

[Log in with your FSA ID (account username and password) to complete your section.]

**Note: Forms are deleted after 45 days of inactivity.**

Don't recognize [StudentFirstName]? Read [\[help topic title\]](#)

[Log In](#)

### Why You Were Invited

Without your input, [StudentFirstName] won't be eligible for federal student aid.

### Reasons To Finish Early

Here's why it's a good idea to finish as soon as possible:

- States and schools have different deadlines for student aid. Check the ["FAFSA Deadlines"](#) page for more information.
- You may need extra time to make corrections after you submit.

### Can't find [StudentFirstName]'s Form?

Read [\[help topic title\]](#)

[Click on the text above](#) to stay updated on our grant programs, loan forgiveness programs, repayment plans, and information about your loans.

[Twitter](#) [Facebook](#) [Instagram](#) [YouTube](#)

The email was sent by: Office of Federal Student Aid  
U.S. Department of Education  
400 Maryland Ave., NE  
Washington, DC 20002-4245

Please do not reply to this email. Messages sent to this email address are not monitored. If you need to contact us, please use the [Question/Issue/Comment](#) page. For more information, please contact us at 1-800-4FED-AID.

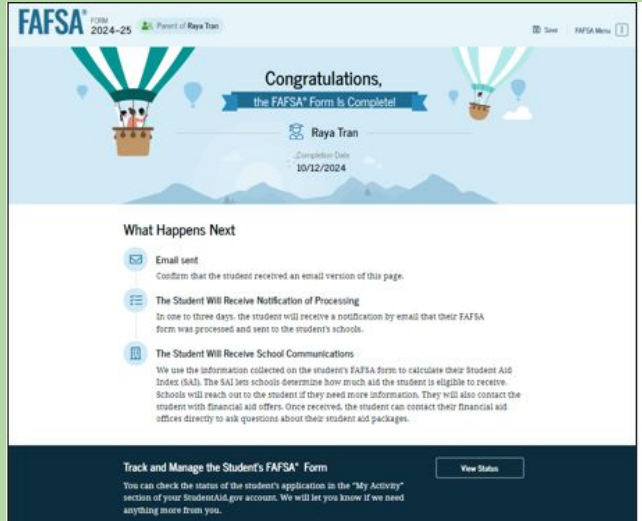
# Contributors fill out their sections

Your parent/contributors will link to the FAFSA from the contributor email invite they receive to fill out their sections of the FAFSA. Just like your sections they will:

Verifying their identity, Sign the Consent, Answer questions about their Demographics & Finances.

# Parent/Contributor(s) Sign & Submit:

Once all the required contributors have signed and submitted their sections of the FAFSA, the student will receive an email with the full detailed confirmation that the FAFSA is being processed.



FAFSA<sup>®</sup> FORM 2024-25 Parent of Raya Tran

**Congratulations,**  
the FAFSA<sup>®</sup> Form is Complete!

Raya Tran  
Completion Date: 10/12/2024

### What Happens Next

- Email sent**  
Confirm that the student received an email version of this page.
- The Student Will Receive Notification of Processing**  
In one to three days, the student will receive a notification by email that their FAFSA form was processed and sent to the student's schools.
- The Student Will Receive School Communications**  
We use the information collected on the student's FAFSA form to calculate their Student Aid Index (SAI). The SAI lets schools determine how much aid the student is eligible to receive. Schools will reach out to the student if they need more information. They will also contact the student with financial aid offers. Once received, the student can contact their financial aid offices directly to ask questions about their student aid packages.

**Track and Manage the Student's FAFSA<sup>®</sup> Form**  
You can check the status of the student's application in the "My Activity" section of your StudentAid.gov account. We will let you know if we need anything more from you.

[View Status](#)

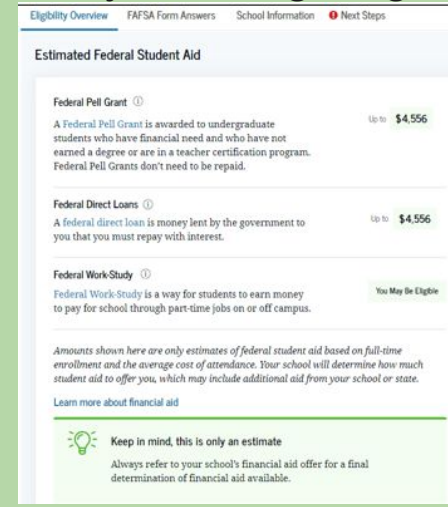
Students will then be able to track the information on the Summary Landing Page



FAFSA<sup>®</sup> FORM 2024-25 FAFSA Submission Summary

Student	Raya Tran	Application Received	Sept. 10, 2024	Application Processed	Sept. 12, 2024	Data Release Number	2572
---------	-----------	----------------------	----------------	-----------------------	----------------	---------------------	------

[Eligibility Overview](#) [FAFSA Form Answers](#) [School Information](#) [Next Steps](#)



[Eligibility Overview](#) [FAFSA Form Answers](#) [School Information](#) [Next Steps](#)


### Estimated Federal Student Aid

**Federal Pell Grant** ⓘ  
A Federal Pell Grant is awarded to undergraduate students who have financial need and who have not earned a degree or are in a teacher certification program. Federal Pell Grants don't need to be repaid.  
Up to: **\$4,556**

**Federal Direct Loans** ⓘ  
A federal direct loan is money lent by the government to you that you must repay with interest.  
Up to: **\$4,556**

**Federal Work-Study** ⓘ  
Federal Work-Study is a way for students to earn money to pay for school through part-time jobs on or off campus.  
You May Be Eligible

*Amounts shown here are only estimates of federal student aid based on full-time enrollment and the average cost of attendance. Your school will determine how much student aid to offer you, which may include additional aid from your school or state.*  
[Learn more about financial aid](#)

 **Keep in mind, this is only an estimate**  
Always refer to your school's financial aid offer for a final determination of financial aid available.

# Pay Attention to Deadlines

The state of Missouri has a February 1 priority consideration deadline in order to receive available grant money. The earlier you submit, the earlier you receive financial aid packages from colleges. Be sure to complete the FAFSA as early as possible to ensure you receive the maximum benefits. Once the FAFSA is submitted, you can make corrections if needed at later dates.